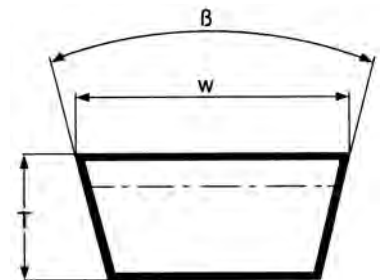


# VARISECT

section	13x6	17x5	21x6,5	22x8	26x8	28x8	30x10	33x10	36x12	37x10	42x13	47x13	52x16	55x16	65x20	70x20
w (mm)	13	17	21	22	26	28	30	33	36	37	42	47	52	55	65	70
T (mm)	6	5	6,5	8	8	8	10	10	12	10	13	13	16	16	20	20
pitch length - internal length = $\Delta_i$ (mm)	29	24	31	38	38	38	47	47	56	47	61	61	75	75	94	94
external length - pitch length = $\Delta_e$ (mm)	9	8	10	12	12	12	16	16	19	16	21	21	25	25	31	31
ISO		W16	W20		W25			W31,5			W40		W50		W63	
$\beta$ (°)	26	26	26	26	26	26	26	26	30	30	30	30	30	30	30	30
working temperature	-30°C ÷ +90°C															
relevant standards	ISO 1604 (for W... type only)															
relevant antistatic standard	ISO 1813															
materials	CR blend - polyester cord															

Varisect belt is designed for variable speed transmissions, to gain a wide range of driven speeds:

- provides exact speed control;
- guarantees smooth running;
- raw edge sidewalls improve gripping action;
- provide superior resistance to aging caused by wear, oil, heat, grease and harmful environmental factors;
- static dissipating;
- is available in a wide selection of sizes;
- guarantees a long belt life.



### High-modulus cords

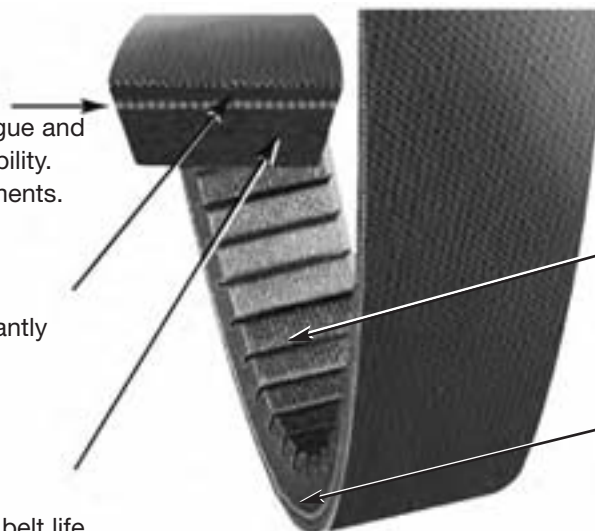
Located in the strength section to carry high HP loads with minimum belt stretch. Resists fatigue and shock. Provides excellent belt stability. Reduces need for take-up adjustments.

### Fabric tension section

Stretches up to 175% more than ordinary bias-cut fabric to significantly improve belt flex life.

### Special compound compression section

Provides uniform cord support and crosswise rigidity to lengthen belt life.



### Precision molded cogs

Provide more surface area for heat dissipation and increase belt flexibility. Cooler operation means longer flex life.

### Raw-edge sidewalls

Improve gripping contact with pulley sidewalls. Assure less vibration. Smoother, quieter performance.



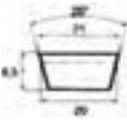
**13x6 SECTION**

Code	Pitch length L <sub>p</sub> (mm)	Code	Pitch length L <sub>p</sub> (mm)	Code	Pitch length L <sub>p</sub> (mm)	Code	Pitch length L <sub>p</sub> (mm)	Code	Pitch length L <sub>p</sub> (mm)	Code	Pitch length L <sub>p</sub> (mm)			
13x6x425	455	13x6x525	555	13x6x650	680	13x6x700	730	13x6x750	780	13x6x900	930			
13x6x500	530	13x6x550	580	13x6x675	705	13x6x725	755	13x6x775	805					



**17x5 SECTION**

Code	Pitch length L <sub>p</sub> (mm)	Code	Pitch length L <sub>p</sub> (mm)	Code	Pitch length L <sub>p</sub> (mm)	Code	Pitch length L <sub>p</sub> (mm)	Code	Pitch length L <sub>p</sub> (mm)	Code	Pitch length L <sub>p</sub> (mm)	Code	Pitch length L <sub>p</sub> (mm)	Code	Pitch length L <sub>p</sub> (mm)
W 16P	450	W 16P	500	W 16P	560	W 16P	600	W 16P	630	W 16P	710	W 16P	800	W 16P	900
														W 16P	1000



**21x6,5 SECTION**

Code	Pitch length L <sub>p</sub> (mm)	Code	Pitch length L <sub>p</sub> (mm)	Code	Pitch length L <sub>p</sub> (mm)	Code	Pitch length L <sub>p</sub> (mm)	Code	Pitch length L <sub>p</sub> (mm)	Code	Pitch length L <sub>p</sub> (mm)	Code	Pitch length L <sub>p</sub> (mm)	Code	Pitch length L <sub>p</sub> (mm)
W 20P	560	W 20P	630	W 20P	640	W 20P	710	W 20P	800	W 20P	900	W 20P	1000	W 20P	1120
														W 20P	1250



**22x8 SECTION**

Code	Pitch length L <sub>p</sub> (mm)	Code	Pitch length L <sub>p</sub> (mm)	Code	Pitch length L <sub>p</sub> (mm)	Code	Pitch length L <sub>p</sub> (mm)	Code	Pitch length L <sub>p</sub> (mm)	Code	Pitch length L <sub>p</sub> (mm)	Code	Pitch length L <sub>p</sub> (mm)	Code	Pitch length L <sub>p</sub> (mm)	Code	Pitch length L <sub>p</sub> (mm)
22x8x500	540	22x8x575	615	22x8x625	665	22x8x700	740	22x8x800	840	22x8x950	990	22x8x1120	1160	22x8x1320	1360	22x8x1600	1640
22x8x525	565	22x8x600	640	22x8x650	690	22x8x725	765	22x8x850	890	22x8x1000	1040	22x8x1180	1220	22x8x1400	1440	22x8x2000	2040
22x8x550	590	22x8x610	650	22x8x675	715	22x8x750	790	22x8x900	940	22x8x1060	1100	22x8x1250	1290	22x8x1500	1540		



**26x8 SECTION**

Code	Pitch length L <sub>p</sub> (mm)	Code	Pitch length L <sub>p</sub> (mm)	Code	Pitch length L <sub>p</sub> (mm)	Code	Pitch length L <sub>p</sub> (mm)	Code	Pitch length L <sub>p</sub> (mm)	Code	Pitch length L <sub>p</sub> (mm)			
W 25P	560	W 25P	710	W 25P	790	W 25P	900	W 25P	1120	W 25P	1400			
W 25P	690	W 25P	750	W 25P	800	W 25P	1000	W 25P	1250	W 25P	1600			



**28x8 SECTION**

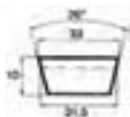
Code	Pitch length L <sub>p</sub> (mm)	Code	Pitch length L <sub>p</sub> (mm)	Code	Pitch length L <sub>p</sub> (mm)	Code	Pitch length L <sub>p</sub> (mm)	Code	Pitch length L <sub>p</sub> (mm)	Code	Pitch length L <sub>p</sub> (mm)	Code	Pitch length L <sub>p</sub> (mm)		
28x8x525	565	28x8x650	690	28x8x800	840	28x8x950	990	28x8x1120	1160	28x8x1320	1360	28x8x1600	1640		
28x8x600	640	28x8x700	740	28x8x850	890	28x8x1000	1040	28x8x1180	1220	28x8x1400	1440	28x8x1700	1740		
28x8x625	665	28x8x750	790	28x8x900	940	28x8x1060	1100	28x8x1250	1290	28x8x1500	1540				

# VARISECT



## 30x10 SECTION

Code	Pitch length L <sub>p</sub> (mm)	Code	Pitch length L <sub>p</sub> (mm)	Code	Pitch length L <sub>p</sub> (mm)	Code	Pitch length L <sub>p</sub> (mm)	Code	Pitch length L <sub>p</sub> (mm)	Code	Pitch length L <sub>p</sub> (mm)	Code	Pitch length L <sub>p</sub> (mm)	Code	Pitch length L <sub>p</sub> (mm)
30x10x650	700	30x10x700	750	30x10x850	900	30x10x900	950	30x10x1000	1050	30x10x1050	1100	30x10x1200	1250	30x10x1340	1390
30x10x665	715	30x10x800	850	30x10x875	925	30x10x950	1000	30x10x1035	1085	30x10x1120	1170	30x10x1320	1370	30x10x1500	1550



## 33x10 SECTION

Code	Pitch length L <sub>p</sub> (mm)	Code	Pitch length L <sub>p</sub> (mm)	Code	Pitch length L <sub>p</sub> (mm)	Code	Pitch length L <sub>p</sub> (mm)	Code	Pitch length L <sub>p</sub> (mm)	Code	Pitch length L <sub>p</sub> (mm)	Code	Pitch length L <sub>p</sub> (mm)		
W 31,5P	800	W 31,5P	870	W 31,5P	950	W 31,5P	1050	W 31,5P	1250	W 31,5P	1600	W 31,5P	2000		
W 31,5P	840	W 31,5P	900	W 31,5P	1000	W 31,5P	1120	W 31,5P	1400	W 31,5P	1800				



## 36x12 SECTION

Code	Pitch length L <sub>p</sub> (mm)	Code	Pitch length L <sub>p</sub> (mm)	Code	Pitch length L <sub>p</sub> (mm)	Code	Pitch length L <sub>p</sub> (mm)	Code	Pitch length L <sub>p</sub> (mm)	Code	Pitch length L <sub>p</sub> (mm)	Code	Pitch length L <sub>p</sub> (mm)		
36x12x700	755	36x12x850	905	36x12x1000	1055	36x12x1180	1235	36x12x1400	1455	36x12x1700	1755	36x12x2120	2175		
36x12x725	780	36x12x900	955	36x12x1060	1115	36x12x1250	1305	36x12x1500	1555	36x12x1800	1855				
36x12x800	855	36x12x950	1005	36x12x1120	1175	36x12x1320	1375	36x12x1600	1655	36x12x2000	2055				



## 37x10 SECTION

Code	Pitch length L <sub>p</sub> (mm)	Code	Pitch length L <sub>p</sub> (mm)	Code	Pitch length L <sub>p</sub> (mm)	Code	Pitch length L <sub>p</sub> (mm)	Code	Pitch length L <sub>p</sub> (mm)	Code	Pitch length L <sub>p</sub> (mm)	Code	Pitch length L <sub>p</sub> (mm)	Code	Pitch length L <sub>p</sub> (mm)
37x10x600	650	37x10x750	800	37x10x 900	950	37x10x1060	1110	37x10x1250	1300	37x10x1500	1550	37x10x1800	1850	37x10x2240	2290
37x10x650	700	37x10x800	850	37x10x950	1000	37x10x1120	1170	37x10x1320	1370	37x10x1600	1650	37x10x1900	1950		
37x10x675	725	37x10x850	900	37x10x1000	1050	37x10x1180	1230	37x10x1400	1450	37x10x1700	1750	37x10x2000	2050		



## 42x13 SECTION

Code	Pitch length L <sub>p</sub> (mm)	Code	Pitch length L <sub>p</sub> (mm)	Code	Pitch length L <sub>p</sub> (mm)	Code	Pitch length L <sub>p</sub> (mm)	Code	Pitch length L <sub>p</sub> (mm)	Code	Pitch length L <sub>p</sub> (mm)				
W 40P	1060	W 40P	1120	W 40P	1250	W 40P	1600	W 40P	1800	W 40P	2240				
W 40P	1100	W 40P	1180	W 40P	1400	W 40P	1660	W 40P	2000	W 40P	2500				



## 47x13 SECTION

Code	Pitch length L <sub>p</sub> (mm)	Code	Pitch length L <sub>p</sub> (mm)	Code	Pitch length L <sub>p</sub> (mm)	Code	Pitch length L <sub>p</sub> (mm)	Code	Pitch length L <sub>p</sub> (mm)	Code	Pitch length L <sub>p</sub> (mm)	Code	Pitch length L <sub>p</sub> (mm)	Code	Pitch length L <sub>p</sub> (mm)
47x13x900	1000	47x13x1000	1060	47x13x1120	1180	47x13x1250	1310	47x13x1400	1460	47x13x1600	1660	47x13x1800	1860	47x13x2000	2060
47x13x950	1010	47x13x1060	1120	47x13x1180	1240	47x13x1320	1380	47x13x1500	1560	47x13x1700	1760	47x13x1900	1960	47x13x2240	2300



**52x16 SECTION**

Code	Pitch length L <sub>p</sub> (mm)	Code	Pitch length L <sub>p</sub> (mm)	Code	Pitch length L <sub>p</sub> (mm)	Code	Pitch length L <sub>p</sub> (mm)	Code	Pitch length L <sub>p</sub> (mm)	Code	Pitch length L <sub>p</sub> (mm)			
W 50P	1250	W 50P	1600	W 50P	2000	W 50P	2500	W 50P	3150					
W 50P	1400	W 50P	1800	W 50P	2240	W 50P	2800							



**55x16 SECTION**

Code	Pitch length L <sub>p</sub> (mm)	Code	Pitch length L <sub>p</sub> (mm)	Code	Pitch length L <sub>p</sub> (mm)	Code	Pitch length L <sub>p</sub> (mm)	Code	Pitch length L <sub>p</sub> (mm)	Code	Pitch length L <sub>p</sub> (mm)	Code	Pitch length L <sub>p</sub> (mm)	Code	Pitch length L <sub>p</sub> (mm)
55x16x1180	1255	55x16x1250	1325	55x16x1400	1475	55x16x1600	1675	55x16x1700	1775	55x16x1800	1875	55x16x2000	2075	55x16x2240	2315



**65x20 SECTION**

Code	Pitch length L <sub>p</sub> (mm)	Code	Pitch length L <sub>p</sub> (mm)	Code	Pitch length L <sub>p</sub> (mm)	Code	Pitch length L <sub>p</sub> (mm)	Code	Pitch length L <sub>p</sub> (mm)	Code	Pitch length L <sub>p</sub> (mm)			
W 63P	1600	W 63P	2000	W 63P	2500	W 63P	3150	W 63P	4000					
W 63P	1800	W 63P	2240	W 63P	2800	W 63P	3550							



**70x20 SECTION**

Code	Pitch length L <sub>p</sub> (mm)	Code	Pitch length L <sub>p</sub> (mm)	Code	Pitch length L <sub>p</sub> (mm)	Code	Pitch length L <sub>p</sub> (mm)	Code	Pitch length L <sub>p</sub> (mm)	Code	Pitch length L <sub>p</sub> (mm)	Code	Pitch length L <sub>p</sub> (mm)		
70x20x1320	1415	70x20x1445	1540	70x20x1600	1695	70x20x1800	1895	70x20x2000	2095	70x20x2240	2330	70x20x2500	2590		
70x20x1400	1495	70x20x1500	1595	70x20x1700	1795	70x20x1900	1995	70x20x2120	2210	70x20x2360	2450	70x20x2800	2890		

